

A photograph of a modern hotel lobby. In the foreground, a reception desk with a 'RECEPTION' sign is visible, with two staff members behind the counter. To the left, a large digital screen displays a soccer match. In the background, several other digital screens show various content: one displays 'HOTEL' with three stars, another shows 'CONFERENCE SUITES', and a larger screen on the right displays a 'WELCOME to dalgetybank' message with a scenic landscape. People are seen walking through the lobby, and a dining table with glassware is visible on the far left.

Engage, inform and entertain with Digital Signage + IPTV in One

Create, manage and display eye-catching, dynamic high-quality digital signage with ArtioSign. This intuitive yet powerful digital signage solution integrates seamlessly with the Avedia IPTV System, making it easy for any organisation to create and deliver impactful signage screens.

Designed for organisations that want to install displays to enhance employee, visitor or guest experience, our system offers users a feature-rich, fully configurable digital signage application that can work alone or as an addition to a full IPTV system.

Create

The ArtioSign graphical screen editor enables the creation of uniquely branded, tailored signage, with drag-and-drop simplicity

The ArtioSign graphical screen editor interface is shown, featuring a top toolbar with various widgets and a central canvas for creating signage. The widgets include: Browser, Button, Data Feeds, Date/Time, Image, London Transport, Meeting Room, PDF, Point of Sale, PowerPoint, RSS, Text, Twitter, Video, Video List, Video playlist, and Weather. The canvas displays a sample signage layout for 'ANTHURIUM RESORT' with various elements like a restaurant reservation ad, a food ad, a meeting room ad, and a resort welcome message. The right sidebar shows the 'Video' configuration panel with options for selecting video, subtitles, and resizing.

Use the browser element to integrate HTML web data

Create new layouts from a button link

Use data feeds to dynamically update a table in ArtioSign

Add date and time with multiple formatting options

Add jpg and png images to create impactful content

Display the status of London transport services (Underground, Overground, TFL Rail, Tram and DLR. UK optional add-on licence)

Display meeting room availability, daily meeting room schedule and directional arrows (supports Office 365, Microsoft Exchange, Amadeus Delphi and Hyatt Envision Events Management System)

Include a single- or multi-page PDF document in your signage

Display up to 5 days of weather and temperature in multiple locations

Add a Video List element to the canvas, containing a list of assets (VoD) which can be played full screen using the remote control

Add one or more video files, or integrate live IPTV streams into your digital signage

Display text and image Tweets from a chosen Twitter username as a slideshow with configurable durations

Add static, multi-line and scrolling text elements using your own font

Add scrolling live news from an RSS feed

Upload PowerPoint slides to your signage to run as a slideshow

Display dynamic menu boards with Oracle Symphony Point of Sale integration



VITEC Design Service: everything you need to get started

With ArtioSign, it's easy to create your own signage designs. However, if you need assistance designing your perfect signage screens, do not hesitate to get in touch as we would love to help you. Contact us to find out more about our Design Service.

Include live TV and Video on Demand in your signage

Enable/disable channel change via remote control and toggle 'mute' on/off



The VITEC m9405 Media Player provides the ability to play two full-HD video streams simultaneously in an ArtioSign landscape signage layout

Manage

Manage your end-to-end IP video system from one central location



Smart Control

Smart Control brings control of VITEC end-points, as well as non-VITEC devices such as LFDs, into one central location

Search Tool

Easily find the ArtioSign playlist you're looking for

Device Location View

The Aveda Smart Control app introduces the ability to view all IPTV end-points, including media players and SmartTVs, in a new floorplan view. Users can upload a floorplan image of their venue and view all devices in situ. Particularly useful when on the move around a venue, building or campus, users can easily identify a device location on the floorplan and make changes to content, including digital signage, on the fly.

Mode switch

Easily switch between ArtioView, ArtioSign and Device Control

Groups

Create easily identifiable groups of displays and quickly publish playlists to individual or groups of devices, with drag-and-drop simplicity



ADMIN



CREATOR



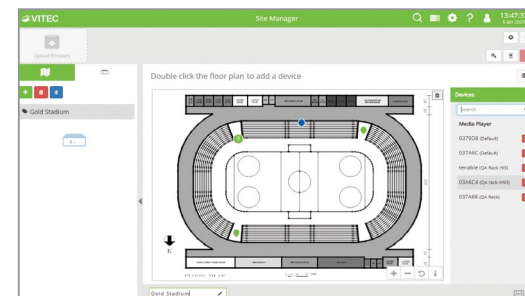
EDITOR



APPROVER

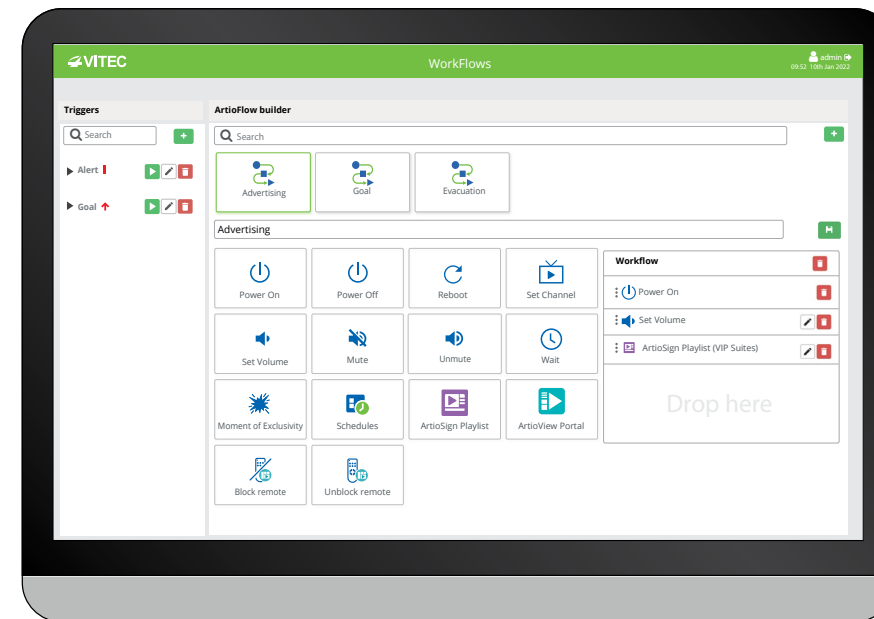
Advanced user permissions

Restrict user access and permissions to specific groups and easily control signage creating, editing, approvals and publishing. Users with the same profile can view and edit the same playlists, making the creation process completely seamless. Additionally, ArtioSign approval processes enable Admin users to accept, reject or amend ArtioSign content before it gets published, ensuring only approved content is used and that communications are always on-brand and accurate




Workflows

Easily create workflows by dragging actions such as power on, set volume, or channel change to create action sequences. ArtioSign campaigns and playlists can be integrated into these workflows and published at the push of a button, or triggered when specific events occur. For instance, during emergency announcements, all screens could be automatically muted and updated to display evacuation plans, tailored to each floor. Priorities can be assigned to these triggers, ensuring that a lower priority message doesn't override something that requires immediate attention.



There is also a customisable interface for quickly triggering multiple workflows. For example, in a multi-use stadium environment that hosts sports, conferences and live music events, users can create a Trigger Deck with different cards that trigger a previously-created workflow. This enables users to publish specific content for each event at a push of a button in a user friendly graphical interface.



Channels app

Set up backup channels using the Channels app to ensure viewers enjoy a reliable and uninterrupted viewing experience in case of stream failure



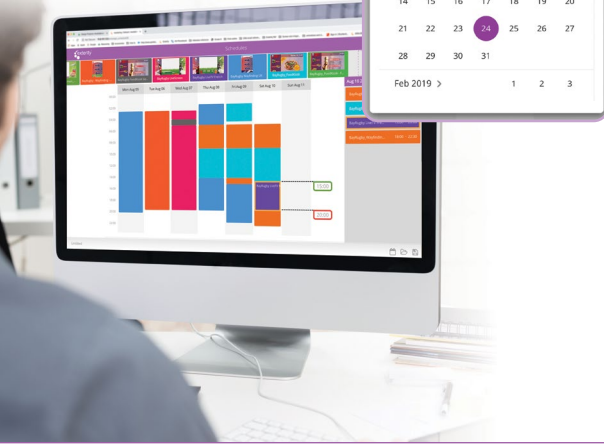
High Availability

Enjoy an uninterrupted signage experience by setting up a secondary server which automatically takes over if the primary server becomes unavailable. This means that you'll always be able to design, schedule, manage and display your signage campaigns and playlists without any interruption

Schedule

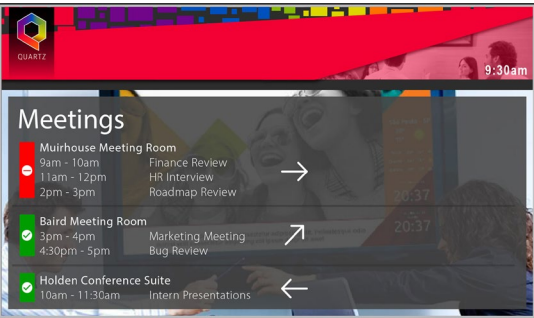
Schedule content to be displayed at different times to target your message to the right audience at the right time. Manage signage campaigns quickly and easily using Schedules

- Schedule content within playlists to be displayed only at set times, intervals or dates
- Schedule signage content up to a year in advance
- Drag and drop playlists onto the timeline to create a signage campaign
- Quickly create signage campaigns with the ability to copy and paste days of the week or an entire week's schedule
- Easily set a default signage playlist to be automatically displayed when no other playlists have been scheduled
- Define active days and hours at which end points will automatically power on and off, lessening environmental impact and reducing energy costs



Display

Turn any connected display into a digital signage delivery point. Publish content to a single or multiple screens



Meeting room integration

ArtioSign integrates with leading meeting room services to display single/multiple room availability on a large format display at a central point or individual room availability on a small format display, such as Philips 1, outside each meeting room.

Grab attention with Moments of Exclusivity

Deliver unique viewing experiences in venues by instantaneously and automatically changing all signage screens to display eye-catching, time-limited messages to help celebrate special moments, such as goals or casino jackpot wins



Interact

With ArtioSign, signage screens can be updated at the push of a button using your remote control. This enables you to swiftly change layouts and also select a VoD asset or channel to be played, ensuring the right message reaches the right audience at the right time.

Touch screen control is now supported in ArtioSign when used with Samsung SSSP6 & select Philips displays

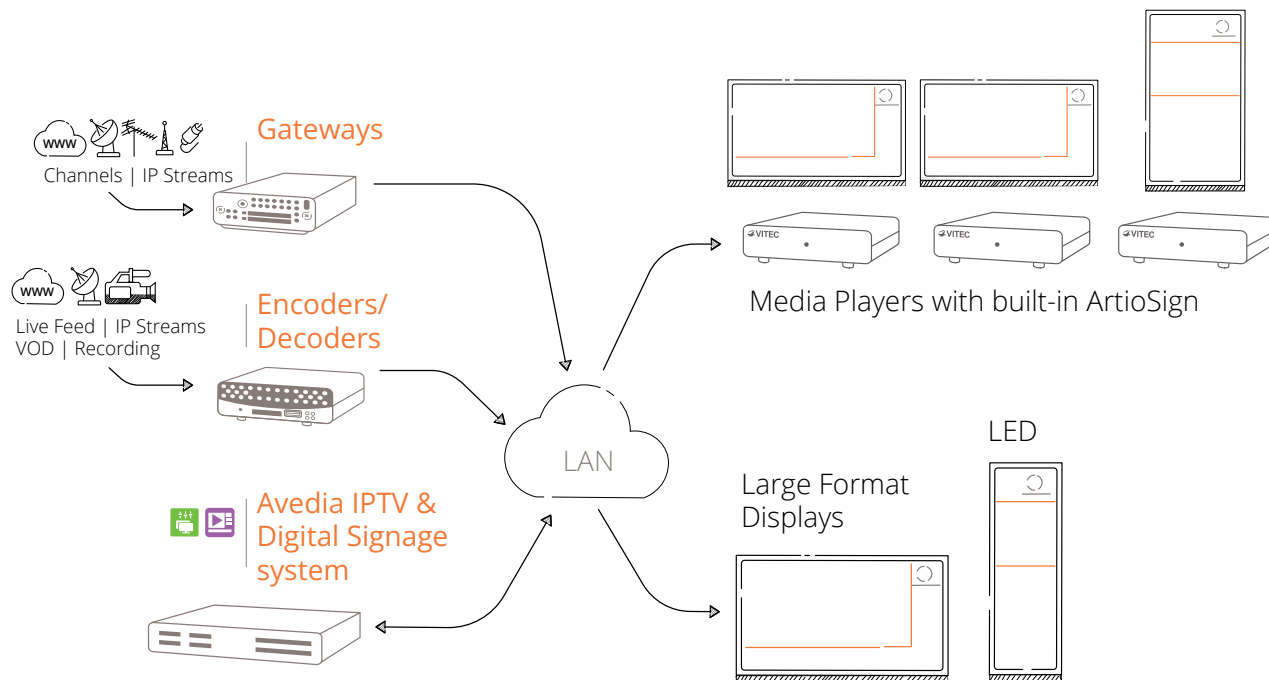


Create dynamic menu boards

Seamless integration with Oracle Symphony Point of Sale enables you to display eye-catching, dynamic menu boards, which get updated automatically when prices or availability change, ensuring the information displayed is always up to date for an optimised customer experience



Integrate ArtioSign digital signage into your Avedia end-to-end IP video solution



STADIUMS & VENUES

HOSPITALITY

CORPORATE & FINANCE

EDUCATION

TRANSPORT

GOVERNMENT & MILITARY

REMOTE SITES



www.vitec.com



© VITEC 2022. All rights reserved. VITEC and the VITEC Logo are registered trademarks of VITEC. All other trademarks are property of VITEC, VITEC Subsidiaries or their respective owners. VITEC tries to ensure that all information in this document is correct but does not accept liability for any error or omission. Information and specifications are subject to change without prior notice.